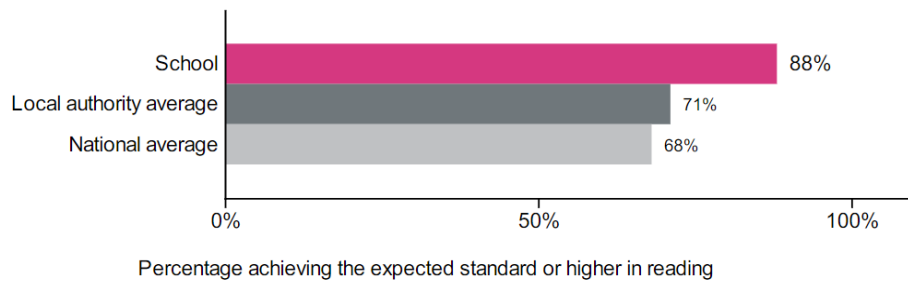


## Jordans School Attainment Data, 2023

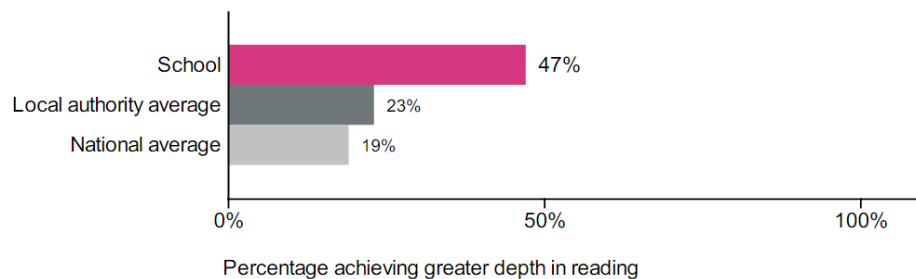
### Percentage achieving the expected standard or higher in reading

Number of pupils = 17



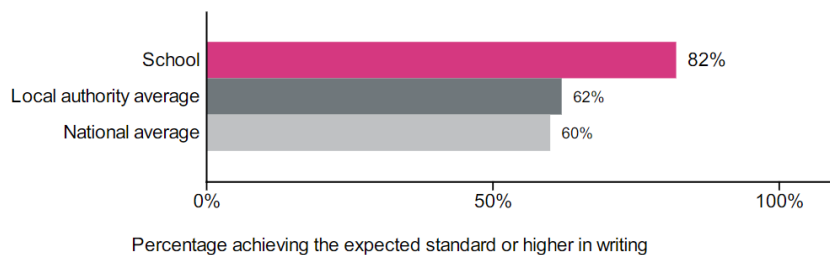
### Percentage achieving greater depth in reading

Number of pupils = 17



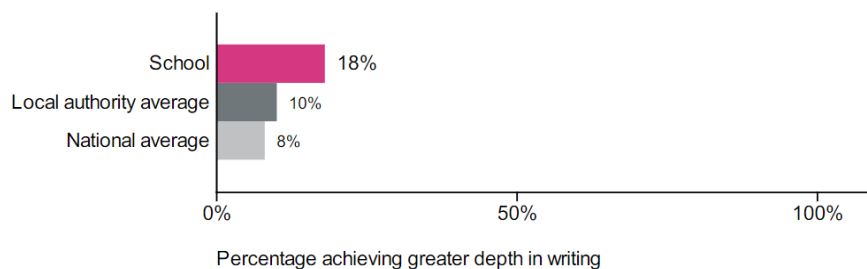
### Percentage achieving the expected standard or higher in writing

Number of pupils = 17



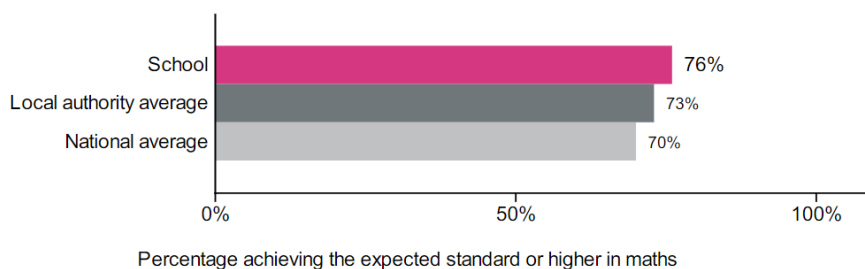
### Percentage achieving greater depth in writing

Number of pupils = 17



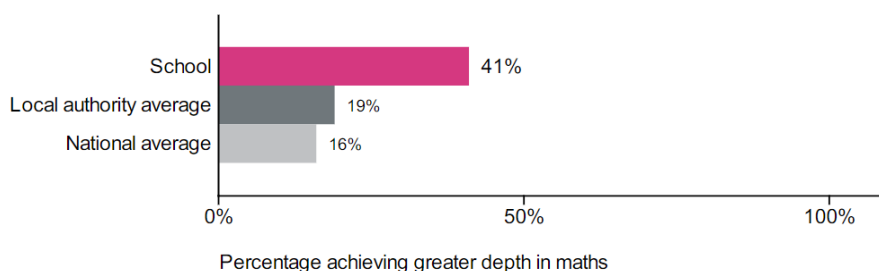
## Percentage achieving the expected standard or higher in maths

Number of pupils = 17



## Percentage achieving greater depth in maths

Number of pupils = 17



## End of Reception ELG Report

Aspect	Emerging	Expected
Listening, Attention and Understanding	1 (4.2%)	23 (95.8%)
Speaking	1 (4.2%)	23 (95.8%)
Gross Motor Skills		24 (100%)
Fine Motor Skills	2 (8.3%)	22 (91.7%)
Self-Regulation	1 (4.2%)	23 (95.8%)
Managing Self	1 (4.2%)	23 (95.8%)
Building Relationships	2 (8.3%)	22 (91.7%)
Comprehension		24 (100%)
Word Reading	1 (4.2%)	23 (95.8%)
Writing	1 (4.2%)	23 (95.8%)
Number	1 (4.2%)	23 (95.8%)
Numerical Patterns	1 (4.2%)	23 (95.8%)
Past and Present	1 (4.2%)	23 (95.8%)
People, Culture and Communities	1 (4.2%)	23 (95.8%)
The Natural World	1 (4.2%)	23 (95.8%)
Creating with Materials		24 (100%)
Being Imaginative and Expressive	1 (4.2%)	23 (95.8%)
<b>Average:</b>	<b>0.9 (3.9%)</b>	<b>23.1 (96.1%)</b>
<b>Expected in all displayed Aspects:</b>		<b>21 (87.5%)</b>