



JORDANS SCHOOL

A Small School with a Big Heart, guiding our children to becoming kind and courageous citizens.

Performance Data

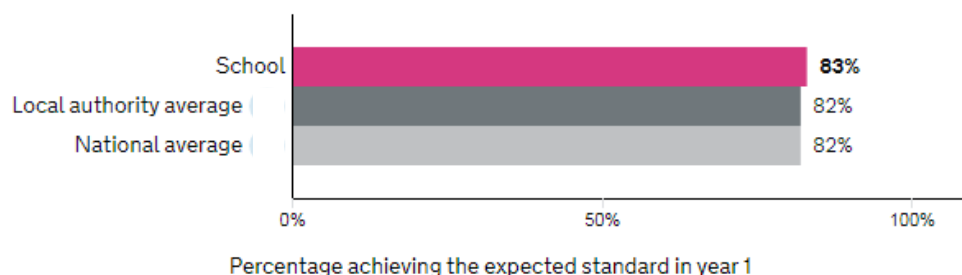
End of Reception ELG Report

Aspect	Emerging	Expected	Exceeding	Expected or Exceeding
Listening and attention	1 (4.3%)	13 (56.5%)	9 (39.1%)	22 (95.7%)
Understanding	1 (4.3%)	17 (73.9%)	5 (21.7%)	22 (95.7%)
Speaking	1 (4.3%)	20 (87.0%)	2 (8.7%)	22 (95.7%)
Moving and handling	1 (4.3%)	19 (82.6%)	3 (13.0%)	22 (95.7%)
Health and self-care		20 (87.0%)	3 (13.0%)	23 (100%)
Self-confidence and self-awareness	1 (4.3%)	20 (87.0%)	2 (8.7%)	22 (95.7%)
Managing feelings and behaviour	1 (4.3%)	19 (82.6%)	3 (13.0%)	22 (95.7%)
Making relationships		20 (87.0%)	3 (13.0%)	23 (100%)
Reading	1 (4.3%)	20 (87.0%)	2 (8.7%)	22 (95.7%)
Writing	1 (4.3%)	21 (91.3%)	1 (4.3%)	22 (95.7%)
Numbers	2 (8.7%)	16 (69.6%)	5 (21.7%)	21 (91.3%)
Shape, space and measures	2 (8.7%)	12 (52.2%)	9 (39.1%)	21 (91.3%)
People and communities	1 (4.3%)	20 (87.0%)	2 (8.7%)	22 (95.7%)
The world		17 (73.9%)	6 (26.1%)	23 (100%)
Technology		18 (78.3%)	5 (21.7%)	23 (100%)
Exploring and using media and materials		20 (87.0%)	3 (13.0%)	23 (100%)
Being imaginative		20 (87.0%)	3 (13.0%)	23 (100%)
Average:	0.8 (3.3%)	18.4 (79.8%)	3.9 (16.9%)	22.2 (96.7%)
Expected or Exceeding in all Aspects:				19 (82.6%)



Percentage achieving the expected standard in phonics

Number of pupils = 18





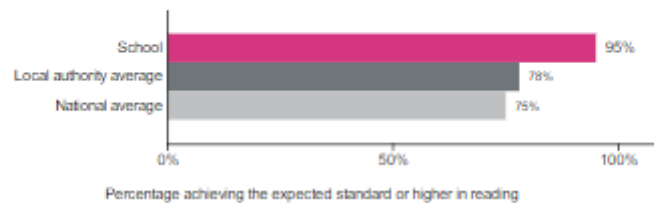
JORDANS SCHOOL

A Small School with a Big Heart, guiding our children to becoming kind and courageous citizens.

Performance Data End of Key Stage 1

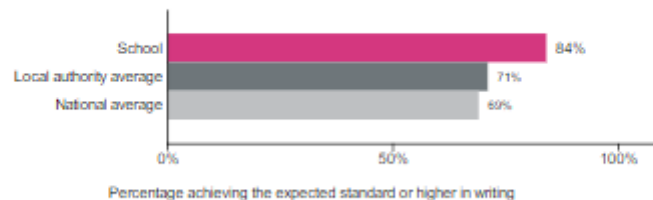
Percentage achieving the expected standard or higher in reading

Number of pupils = 19



Percentage achieving the expected standard or higher in writing

Number of pupils = 19



Percentage achieving the expected standard or higher in maths

Number of pupils = 19

